


Fibre Optic Accessories



- Pigtail and Patchcord Assemblies6.2
- Fibre Optic Patch Cords
 - TracerLight™ Connector Identification System6.3
- Intrafacility Fibre Cable Assemblies
 - Singlemode6.5
 - Multimode6.7
- Fibre Optic Connector Specifications.....6.8

Ordering Guide

Number	Mode	Fibre & Cable Type	Connector 1	Connector 2	- Polishing	Length	Length	Length	Colour
6881	1 S/M 9/125µm	1 0.9mm Simplex	1 SC	1 SC	- 1 SPC	x10m	x1m	x0.1m	XX
	2 M/M 50/125µm	2 3mm Simplex	2 FC	2 FC	- 3 APC 8	10m	1m	0.1m	PI Pink
	3 M/M 62.5/125µm	3 2mm Simplex	5 ST	5 ST	- 9 Different polish	20m	2m	0.2m	RD Red
	4 M/M 50/125µm OM3	4 2mm Duplex	6 MTRJ	6 MTRJ	- at each end	30m	3m	0.3m	PU Purple/Violet
						40m	4m	0.4m	BK Black
		5 3mm Duplex	8 LC	8 LC	-	50m	5m	0.5m	GR Green
					-	60m	6m	0.6m	BL Blue
		6 1.8mm Simplex (Asia only)	0 No Connector (Pigtail)	-	70m	7m	0.7m	AQ Aqua	
				-	80m	8m	0.8m	GY Grey	
		7 1.8mm Duplex (Asia only)	-	90m	9m	0.9m	OR Orange		

Length examples 10M = X100 1m = X010 0.1M = X001

Ordering Examples:

Example 1. SC SPX Pigtail 9/125µm 0.9mm Lead 2m length = **6881 1 110-1020**

Number	Mode	Fibre & Cable Type	Connector 1	Connector 2	- Polishing	Length	Length	Length	Colour
6881	1 S/M 9/125µm	1 0.9mm Simplex	1 SC	0 No Connector	- 1 SPC	0	2	0	Default

Example 2. SC-LC 50/125µm OM3 2mm Duplex Patch Cord 10m = **6881 4 418-1100**

Number	Mode	Fibre & Cable Type	Connector 1	Connector 2	- Polishing	Length	Length	Length	Colour
6881	4 M/M 50/125µm OM3	4 2mm Duplex	1 SC	8 LC	- 1 SPC	1	0	0	AQ Aqua

When assigning numbers, SC connectors are first in the order number assignment, if no SC connectors then the lowest numbered connectors is assigned first.

Standard Colours:

Cable & Cable Assemblies (Patch cords)

Singlemode - Yellow
 OM1 (62.5µm) - Orange
 OM2 (50µm) - Grey
 OM3 (50µm Enh.) - Aqua

Pigtails

Black, 62.5µm Almond
 0.9mm Singlemode & Multimode (tight buffer) - White
 OM3 - Slate

Connectors

ST S/M = Yellow boot
 SC S/M = Blue
 FC S/M = Blue
 LC S/M = Blue
 MTRJ S/M = Blue

S/M APC = N/A
 S/M APC = Green
 S/M APC = Green
 S/M APC = Green
 S/M APC = N/A

M/M = Black
 M/M = Beige
 M/M = Beige
 M/M = Beige
 M/M = 50µm

Note:

- Minimum order quantities apply for non-standard colours, refer to standard colour information on this page.
- Standard lengths are 1, 2, 3 and 5m. non-standard lengths are made to order and may attract longer lead times.

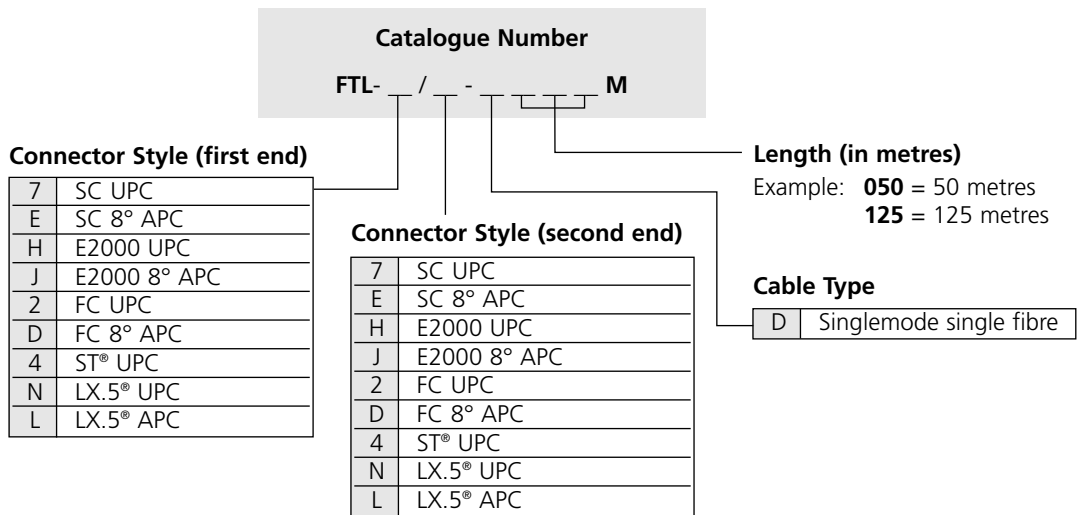
Fibre Optic Patch Cords

TracerLight™ Connector Identification System

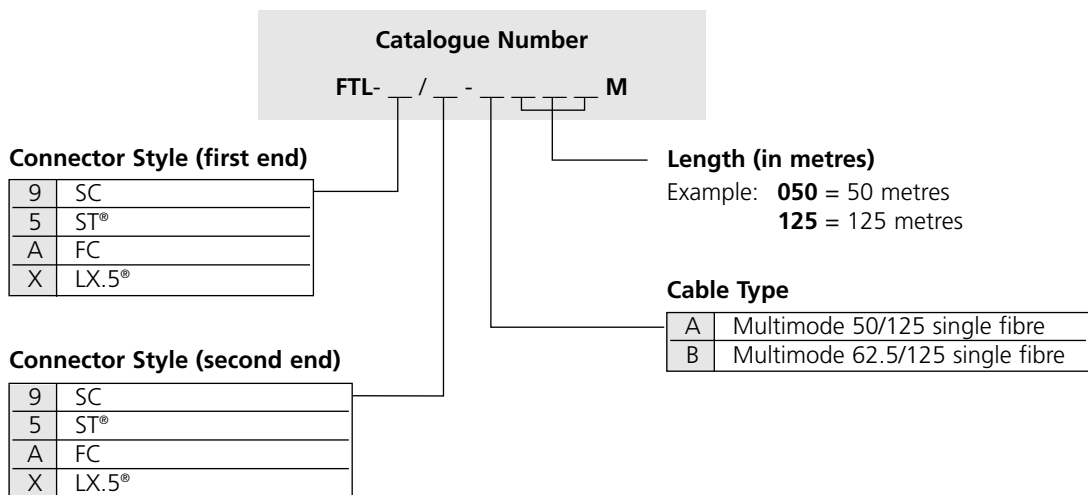
The innovative TracerLight™ Connector Identification System offers a quick and accurate method of identifying the termination point of optical patch cords. Each end of a TracerLight patch cord features a flashing light source, allowing technicians to visually trace individual patch cords from one end to the other without pulling the patch cord. The TracerLight power source is inserted into the TracerLight component on one end of the patch cord. This causes the LED on each end to begin flashing rapidly so the distant end of the patch cord can be quickly and easily identified without interruption of service.



Singlemode—Simplex



Multimode—Simplex

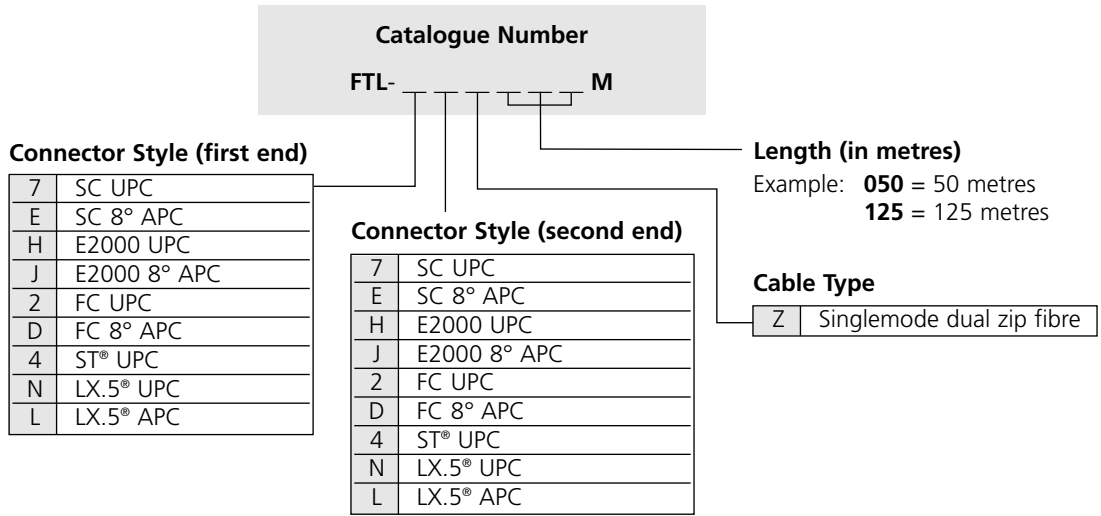


Ordering information for duplex TracerLight cords follows on the next page.

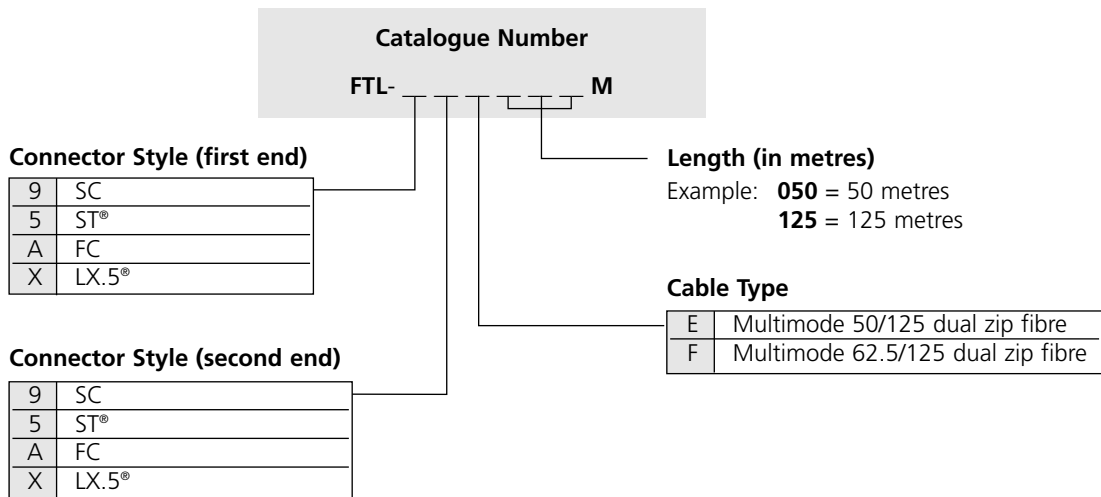
Fibre Optic Patch Cords

TracerLight™ Connector Identification System

Singlemode—Duplex



Multimode—Duplex



Power Source

Ordering Information

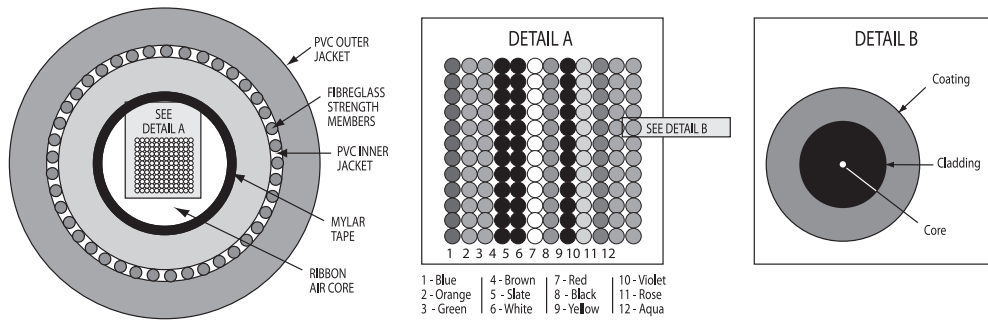
Description	Catalogue Number
TracerLight™ power source	FTL-PS

Fibre Optic Cable Assemblies

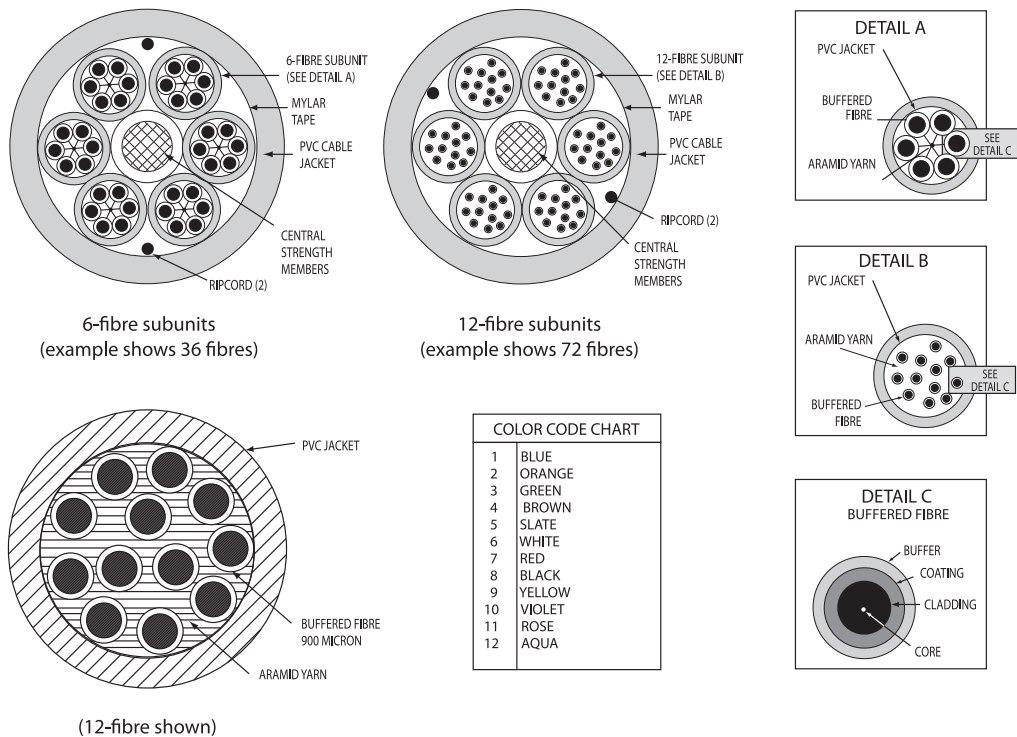
Intrafacility Fibre Cable Assemblies

Intrafacility fibre cable (IFC) is a multifibre cable designed for use within a building. Generally, it is constructed without metallic strength members and is designed to meet the fire resistant characteristics required in the central exchange. The number of fibres ranges from 12 to 216. Standard IFC assemblies are riser rated and meet UL-1666 OFNR. Two types of IFC are available: ribbon and stranded.

Ribbon cable consists of multifibres arranged in ribbons. Each ribbon contains 12 fibres and is identified as a subunit. The fibres which comprise the ribbons are colour-coded for identification. With the construction of ribbon cable, the fibres are located in the centre of the cable and the outer jacket provides the strength and protection of the cable.



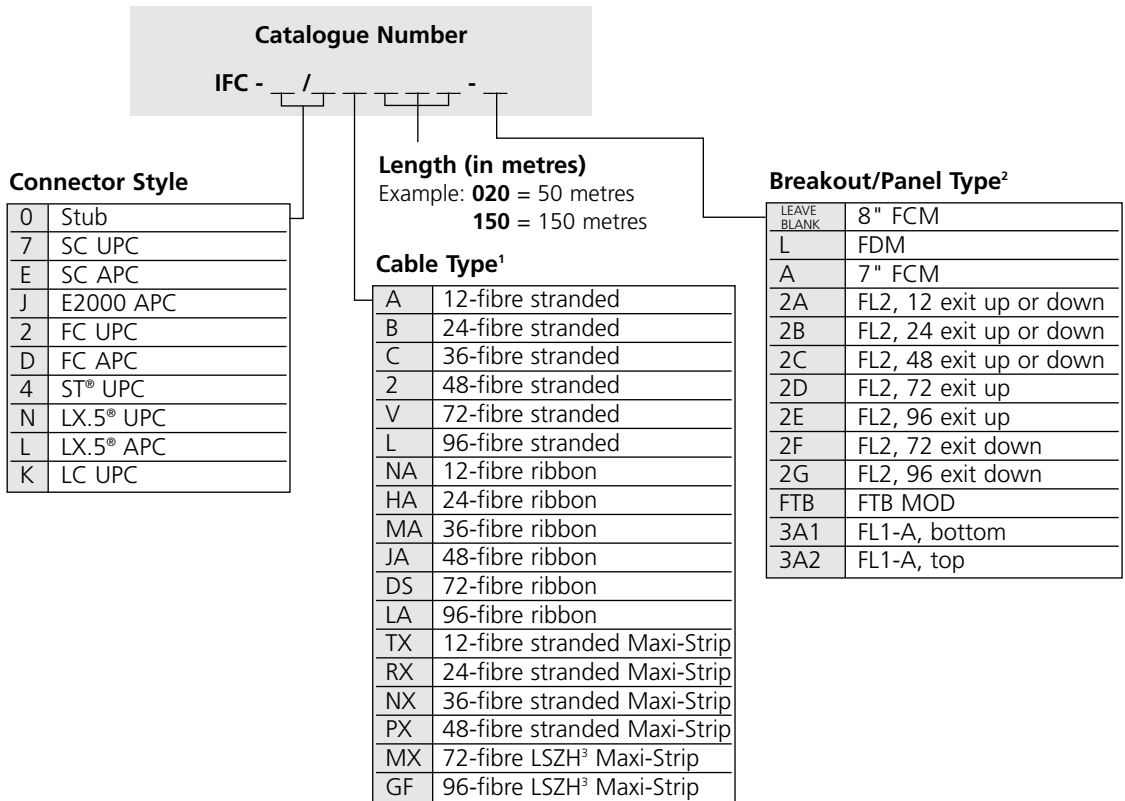
With stranded cable, individual 900 micron fibres make up the construction of the cable. The fibres are bundled into subunits of 6- or 12-fibres each. Each subunit is identified and the individual fibres within the subunits are colour-coded. Stranded IFC diameters increase in proportion with the fibre counts.



Fibre Optic Cable Assemblies

Intrafacility Fibre Cable Assemblies

Singlemode



¹ For 144- or 216-fibre counts, additional fibre types and ordering information, contact your ADC KRONE representative.

² ADC KRONE will customise the breakout length of the IFC to ensure proper cable management. ADC KRONE recommends using the FCM breakout length (6' = 1.8m).

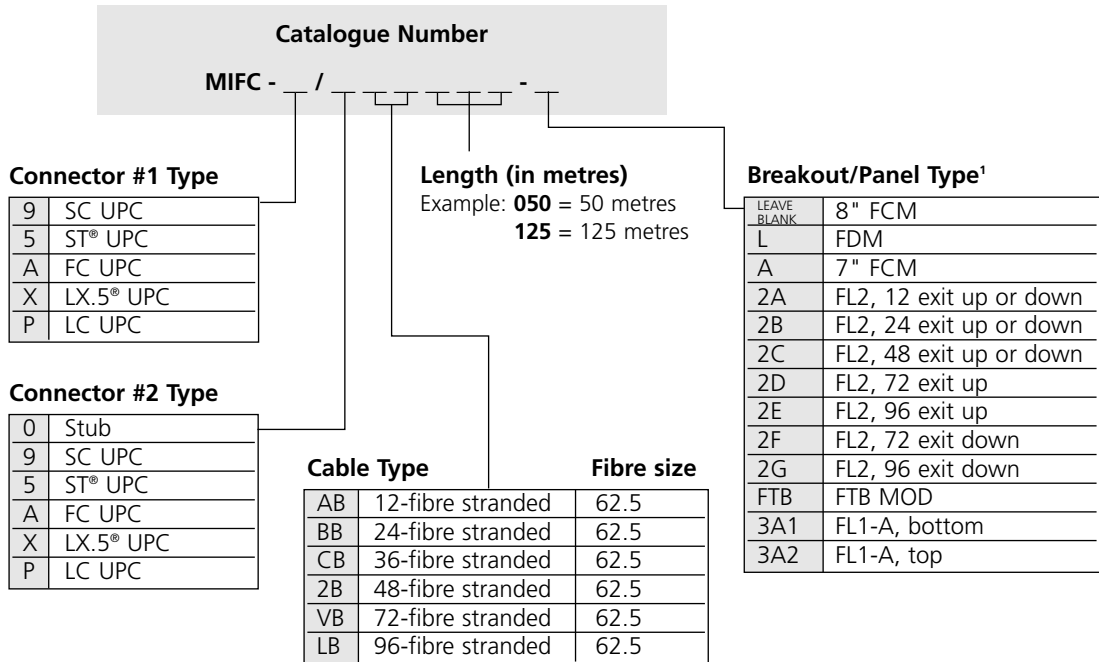
³ Low smoke zero halogen.

Ordering information for multimode intrafacility fibre cable assemblies follows on the next page.

Fibre Optic Cable Assemblies

Intrafacility Fibre Cable Assemblies

Multimode



¹ ADC KRONE will customise the breakout length of the IFC to ensure proper cable management. ADC KRONE recommends using the FCM breakout length (6' = 1.8m). Contact ADC KRONE for additional fibre types and ordering information.

Fibre Optic Connector Specifications

Singlemode Ultra							
Polish Connectors (UPC)	SC	FC	LC	LX.5°	E2000	ST®	MTRJ
Insertion Loss (1310nm)	0.3dB max. 0.1dB typical	0.3dB max. 0.1dB typical	0.3dB max. 0.15dB typical			0.3dB max. 0.15dB typical	0.7dB max. 0.3dB typical
Return Loss (1310nm)	57dB min.	57dB min.	55dB min.			57dB min.	40dB min.
Singlemode Angled							
Polish Connectors (APC)	SC	FC	LC	LX.5°	E2000	ST®	MTRJ
Insertion Loss (1310nm)	0.5dB max. 0.15dB typical	0.5dB max. 0.15dB typical	0.3dB max. 0.15dB typical	0.3dB max. 0.1dB typical	0.5dB max. 0.2dB typical		
Return Loss (1310nm)	65dB min.	65dB min.	65dB min.	65dB typical	65dB min.		
Multimode Ultra							
Polish Connectors	SC	FC	LC	LX.5°	E2000	ST®	MTRJ
Insertion Loss (1310nm)	0.7dB max.	0.7dB max.	0.5dB max. 0.3dB typical	0.4dB max. 0.15dB typical		0.7dB max.	0.5dB max. 0.3dB typical
Return Loss (1310nm)	20dB min.	20dB min.	20dB min.	25dB min.		20dB min.	20dB min.

Patch Cords



Length
0 to 15m
+15m

Tolerance
+16cm/-0cm
+1%/-0cm

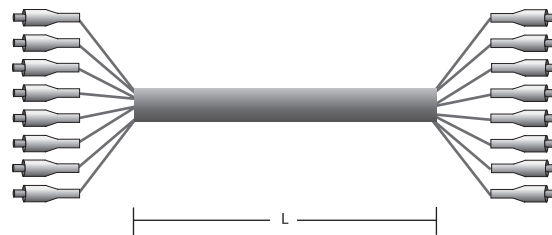
Multifibre



Length
0 to 15m
+15m

Tolerance
+16cm/-0cm
+1%/-0cm

IFC



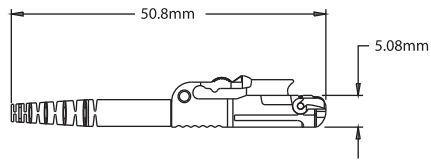
Stranded Length
0 to 15m
+15m

Tolerance
+16cm/-0cm
+1%/-0cm

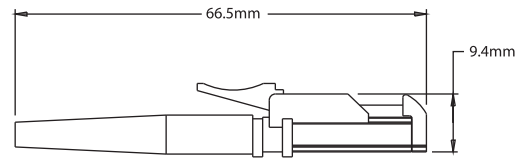
Ribbon Length
0 to 20m
+20m

Tolerance
+15cm/-0cm
+90cm/-0cm

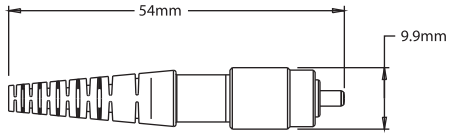
Fibre Optic Connector Dimensions



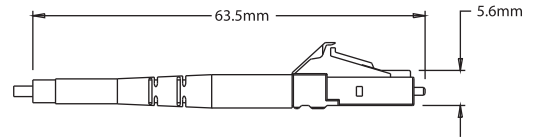
LX.5°
(1.7mm version shown for reference)



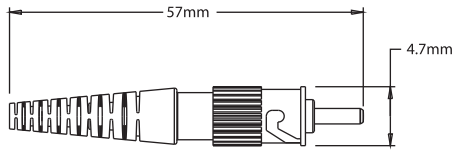
E2000
(3mm version shown for reference)



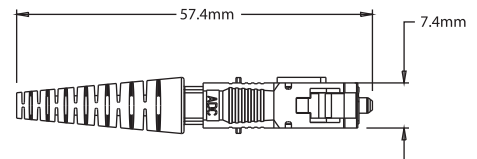
FC
(3mm version shown for reference)



LC
(1.7mm version shown for reference)



ST®
(3mm version shown for reference)



SC
(3mm version shown for reference)

* Note: Specifications may change without notice